





















**PPC Memorial Garden Plant List - 10/06/2022**








The Potomac Presbyterian Church Memorial Garden expansion was dedicated November 2, 2014. Plant selection considerations included common principles of landscape design, site environment, repetition from the more mature gardens, the church's Williamsburg style, and maintenance considerations.







The garden is intended to provide lasting peace and to those who are at rest, and through its living plants, serenity and hope to all who visit. The Memorial garden is comprised of about 14 beds. Each garden section and beds are described from north to south and east to west. Gary Road is approximately east, the patio and church to the west, the ramp entrance to the north, and River Road to the south.







	<u>Bed Name</u>	<u>Quantity</u>	<u>Latin Name</u>	<u>Common Name</u>	<u>Image</u>	<u>Description</u>
<b>A.</b>	<b>Ramp Entrance</b>	6	Deutzia gracilis 'Nikko'	Slender Deutzia		Dense, rounded, deciduous shrub with slender, broadly spreading to arching stems. It typically grows 2-4' tall and as wide. Tiny, fragrant, bell-shaped, white flowers appear in spring in numerous loose racemes which cover the shrub for about two weeks.
	<b>Ramp Entrance</b>	6	Nandina domestica 'Harbour Dwarf'	Dwarf Heavenly Bamboo		Nandina domestica, commonly called heavenly bamboo, is a broadleaf evergreen shrub that is ornamentally grown for its interesting foliage and its often spectacular fruit display. It is native to Japan, China and India.
	<b>Ramp Entrance</b>	1	Liriope spicata 'Variegata'	Creeping Lilyturf		Charming, attractive violet-blue flowers give this plant it's charm! Useful in the landscape as a ground cover, edger or accent plant. Flowers are followed by blue-black berrylike fruits in the fall. Will grow well underneath trees or around shrubs but will not tolerate foot traffic.
	<b>Ramp Entrance</b>	5	Epimedium x versicolor "Sulphurem"	Bicolor Barrenwort		Delicate groundcover with heart-shaped leaves and yellow flowers. Slow growing; prefers some sun and moist soil containing large amounts of organic matter. Most tolerant of drier conditions.
<b>B.</b>	<b>Rock Garden</b>	5	Fothergilla gardinii 'Mt. Airy'	Dwarf Fothergilla		Honey-scented white blooms in spring, lush foliage in summer, and brilliant fall color!
	<b>Rock Garden</b>	7+	Dryopteris marginalis	Marginal Wood Fern		Grow in shady areas of the woodland, rock, native plant or wild garden. Mixes well with spring wildflowers, purple-leafed heucheras and hostas. Excellent as a specimen or in groups.







	<u>Bed Name</u>	<u>Quantity</u>	<u>Latin Name</u>	<u>Common Name</u>	<u>Image</u>	<u>Description</u>
	Rock Garden	11	Epimedium x versicolor "Sulphurem"	Bicolor Barrenwort		Delicate groundcover with heart-shaped leaves and yellow flowers. Slow growing; prefers some sun and moist soil containing large amounts of organic matter. Most tolerant of drier conditions.
	Rock Garden	1	Quercus falcate var.pagodifolia	Cherry Bark Oak		The cherrybark tree has heavy strong wood that makes it an excellent timber tree for furniture and interior finish. This tree is also a pleasant shade tree and is a fast growing oak tree. Wildlife use: Many wild animals and birds use the acorns of the cherrybark as food. Within the range of this oak, animals and birds include acorns as a substantial part (10 percent or more) of their diets.
	Rock Garden	3	Cephalotaxus harringtonia 'Fastigata'	Japanese Plum Yew		Best grown in moist, sandy, well-drained soils in shady areas of the landscape. Tolerates shady conditions better than most needled evergreens. Tolerates full sun in cool summers, but prefers part shade conditions in areas with hot summers. Plants have good heat tolerance. Established plants tolerate some drought.
	Rock Garden	7	Pennistetum alopecuroides 'Hamein'	Dwarf fountain grass		A fine textured dwarf fountain grass suitable for smaller areas; bright green foliage changes to a golden tan in fall; blooms are large bottle brush like plumes of white that persist until winter; beautiful as an accent or massed in borders or rock garden
C.	Ramp-kitchen wall garden	3	Nandina domestica 'Compacta'	Heavenly Bamboo		The bright green stems and branching habit of the Nandina earned it the name <i>Heavenly Bamboo</i> , however it does not belong in the same plant family. Native to China and Japan, Nandina is a semi-evergreen plant species with several cultivars that allow it to fill several roles in the landscape. 'Compacta' is a cultivar that only reaches 4 feet in height, making it more manageable in smaller landscapes.
	Ramp-kitchen wall garden	3	Nandina domestica 'Harbour Dwarf'	Dwarf Heavenly Bamboo		Nandina domestica, commonly called heavenly bamboo, is a broadleaf evergreen shrub that is ornamentally grown for its interesting foliage and its often spectacular fruit display. It is native to Japan, China and India.
	Ramp-kitchen wall garden	3	Nandina domestica 'Compacta'	Heavenly Bamboo		The bright green stems and branching habit of the Nandina earned it the name <i>Heavenly Bamboo</i> , however it does not belong in the same plant family. Native to China and Japan, Nandina is a semi-evergreen plant species with several cultivars that allow it to fill several roles in the landscape. 'Compacta' is a cultivar that only reaches 4 feet in height, making it more manageable in smaller landscapes.








	<u>Bed Name</u>	<u>Quantity</u>	<u>Latin Name</u>	<u>Common Name</u>	<u>Image</u>	<u>Description</u>
D.	North niche area center garden	1	Acer palmatum dissectum var. atropurpureum "Twombly's Red Sentinel"	Japanese Maple		True to its name, this variety maintains a somewhat columnar form, with burgundy to red foliage all season long, ending in a fiery display in fall; the dense and narrow upright form makes it wonderfully useful for many garden applications
	North niche area center garden	4	Pennisetum alopecuroides 'Hameln'	Dwarf fountain grass		A fine textured dwarf fountain grass suitable for smaller areas; bright green foliage changes to a golden tan in fall; blooms are large bottle brush like plumes of white that persist until winter; beautiful as an accent or massed in borders or rock garden
	North niche area center garden	12	Waldstenia fragaroides	Appalachian Barren Strawberry		In springtime, soft yellow flowers adorn this hardy evergreen carpet former. Light green leaves work well as an underplanting to small trees. Waldsteinia Fragarioides is a tough little performer that does well in woodland gardens and on shady banks.
	North niche area center garden	6		Dwarf mondo grass		
E.	Service area wall with trellis	3	Lonicera sempervirens	Native Honeysuckle		
	Service area wall with trellis	5	Liriope mascari 'Big Blue'	Lilyturf		With thick, dense foliage and bright blue flowers, Big Blue Liriope is a garden delight. It is extremely hardy, and has become very popular in landscaping.
F.	Narrow garden north of upper planter	n	Spring bulb mix:			
F.	Narrow garden north of upper planter		Allium cultivar	Dwarf Allium		A classy dwarf growing species. Does well in a sunny rockery or pot. Eye-catching pink to purple heads. Also had interesting sickle shaped leaves. May/June flowering. Ht. 4in

	<u>Bed Name</u>	<u>Quantity</u>	<u>Latin Name</u>	<u>Common Name</u>	<u>Image</u>	<u>Description</u>
	Narrow garden north of upper planter		Armeniacum muscari	Grape Hyacinth		Blue flowers with a thin white rim on each bell. Muscari 'Armeniacum' is excellent for cutting.
	Narrow garden north of upper planter		Ipheion uniflorum	Spring starflower		Ipheion uniflorum, commonly called spring starflower, is native to Argentina and Uruguay and features grass-like foliage and solitary star-shaped flowers on 6" tall stems in early spring. Each bulb produces multiple flowering stems. Flowers range in color from almost white to violet blue. Flowers have a mild spicy fragrance, and the foliage when bruised emits an oniony aroma.
	Narrow garden north of upper planter		Luciliae chionodoxa 'Alba'	Glory-of-the-snow		Chionodoxa luciliae, commonly called glory-of-the-snow, is a bulbous perennial that is native to mountainsides in western Turkey. It is among the first bulbs to bloom in the spring, often poking its flowering stalks up through melting snows, hence its common name of glory-of-the-snow.
	Narrow garden north of upper planter		Siberica scilla 'Alba'	White bulbs		Pest resistant, starry flowers with bell-like blooms on spikes with strap-like leaves; colors range in blues, whites, pinks and violets; heights and bloom times also cover a wide range; one of the most shade tolerant bulbs; most are hardy in zones 4-8; early spring blooming; Heirloom.
	Narrow garden north of upper planter		Scilla siberica 'Spring Beauty'	Siberian squill		Easily grown in average, medium, well-drained soil in full sun to part shade. Plant bulbs 2-3" deep in fall. Tough, extremely cold hardy, low-maintenance plants that will naturalize easily by bulb offshoots and self-seeding
	Narrow garden north of upper planter	4	Rosmarinus officinalis 'Arp'	Rosemary		Arp Rosemary (Rosmarinus officinalis Arp) is a bushy growing cultivar with stiff upright stems and soft blue flowers. Arp Rosemary has proven itself to be a cold hardy selection, extending the use of Rosemary beyond the mild winter areas of coastal CA and the Southwest. A great choice for hot walls and corners and other areas that get intense reflected heat. Plant in combination with other heat-loving plants like Zauschneria arizonica, Lavandula, and Calylophus and Yarrow. Released by the National Arboretum. Cutting propagated. 36" tall x 36" wide.
G.	Upper Planter	2	Acer palmatum dissectum 'Inaba Shidare'	Japanese Cutleaf Maple		'Inaba-shidare' is a dissected cultivar that typically grows in an upright, rounded but cascading form to 4-6' tall over the first ten years, eventually maturing to 10' tall and to 12' or more wide. It is noted for its lace-like foliage that emerges deep purple in spring, matures to purple-red by summer and finally turns bright red in fall.








	<u>Bed Name</u>	<u>Quantity</u>	<u>Latin Name</u>	<u>Common Name</u>	<u>Image</u>	<u>Description</u>
	Upper Planter	6	Aster divaricate 'Eastern Star'	White Wood Aster		Aster divaricatus 'Eastern Star' is a low mounding perennial with glossy heart shaped or oval leaves. In late summer starry white daisies cover the plant and gleam in the shade. Plants are tough and adaptable prospering in part shade or shade and in dry or moist soils. This cultivar is more compact than the species with dark glossy stems.
	Upper Planter	11	Epimedium x versicolor "Sulphurem"	Bicolor Barrenwort		Delicate groundcover with heart-shaped leaves and yellow flowers. Slow growing; prefers some sun and moist soil containing large amounts of organic matter. Most tolerant of drier conditions.
	Upper Planter	1	Hamamelis x intermedia 'Diane'	Witch Hazel hybrid 'Diane'		Prized for its copper-red to red flowers, considered one of the best of the red flowering varieties. Rich, orange-red fall color. A popular European introduction. Deciduous.
	Upper Planter	2	Ilex x 'Mondo' (Male)	Little Rascal Blue Holly		Little Rascal® is a compact and slow growing variety of blue holly. It bears plentiful of approx. 3 cm long leaves that are evergreen, undulated, richly serrated at margins but not thorny, mid green with coppery red hues. Plant with freshly emerged or just about maturing leaves looks like artificial thanks to its super-glossy foliage. Twigs are burgundy red or reddish-brown. It is a male variety that serves all blue hollies and most of other female hollies as a good pollinator.
	Upper Planter	7	Liriope muscari 'Big Blue'	Lilyturf		This lilyturf cultivar is a tufted, grass-like perennial which typically grows 12-18" high (sometimes to 2') and features a clump of strap-like, arching, glossy, dark green leaves (1" wide). Clumps slowly expand by short stolons, but do not spread aggressively like Liriope spicata. Erect, showy flower spikes with tiered whorls of dense, lavender flowers, somewhat resembling grape hyacinth (Muscari), rise just above the leaves in late summer. Flowers give way in fall to blackish berries which often persist into winter.
	Upper Planter	3+3	Aster ericoides 'Snow Flurries'	White Heath Aster		A very low, dense carpeting groundcover that is smothered with 1/2" single white flowers with gold centers in September. A good strong grower and a totally new look and use for Asters! Makes an excellent container plant.
H.	Narrow garden south of upper planter	n	Spring bulb mix:			








	<u>Bed Name</u>	<u>Quantity</u>	<u>Latin Name</u>	<u>Common Name</u>	<u>Image</u>	<u>Description</u>
	Narrow garden south of upper planter		Allium cultivar	Dwarf Allium		A classy dwarf growing species. Does well in a sunny rockery or pot. Eye-catching pink to purple heads. Also had interesting sickle shaped leaves. May/June flowering. Ht. 4in
	Narrow garden south of upper planter		Armeniacum muscari	Grape Hyacinth		Blue flowers with a thin white rim on each bell. Muscari 'Armeniacum' is excellent for cutting.
	Narrow garden south of upper planter		Ipheion uniflorum	Spring starflower		Ipheion uniflorum, commonly called spring starflower, is native to Argentina and Uruguay and features grass-like foliage and solitary star-shaped flowers on 6" tall stems in early spring. Each bulb produces multiple flowering stems. Flowers range in color from almost white to violet blue. Flowers have a mild spicy fragrance, and the foliage when bruised emits an oniony aroma.
	Narrow garden south of upper planter		Luciliae chionodoxa 'Alba'	Glory-of-the-snow		Chionodoxa luciliae, commonly called glory-of-the-snow, is a bulbous perennial that is native to mountainsides in western Turkey. It is among the first bulbs to bloom in the spring, often poking its flowering stalks up through melting snows, hence its common name of glory-of-the-snow.
	Narrow garden south of upper planter		Sierica scillica 'Alba'	White bulbs		
	Narrow garden south of upper planter	3	Salvia nemorosa 'May Night'	Meadow Sage		Attractive gray-green foliage send up hearty, deep violet blue flower spikes that make excellent fresh or dried cut flowers. Great for mass plantings in the perennial garden. Companion Plants: Achillea, Leucanthemum, Miscanthus.






	<u>Bed Name</u>	<u>Quantity</u>	<u>Latin Name</u>	<u>Common Name</u>	<u>Image</u>	<u>Description</u>
	<b>Narrow garden south of upper planter</b>	3	Rosmarinus officinalis 'Arp'	Rosemary		Arp Rosemary (Rosmarinus officinalis Arp) is a bushy growing cultivar with stiff upright stems and soft blue flowers. Arp Rosemary has proven itself to be a cold hardy selection, extending the use of Rosemary beyond the mild winter areas of coastal CA and the Southwest. A great choice for hot walls and corners and other areas that get intense reflected heat. Plant in combination with other heat-loving plants like Zauschneria arizonica, Lavandula, and Calylophus and Yarrow. Released by the National Arboretum. Cutting propagated. 36" tall x 36" wide.
I.	<b>Lower Planter</b>	2	Pinus leucodermis 'Malinik'	Bosnian Pine		Intriguing specimen with unique purple-blue cones when young, maturing to brown. Dense, pyramidal tree makes a fine landscape specimen, accent tree or windbreak. Evergreen.
	<b>Lower Planter</b>	1	Chamaecyparis obtusa 'Verdoni Gold'	Verdoni Hinoko False Cypress		Chamaecyparis 'Verdoni' has an irregular, upright, broad growth habit with rich, yellow-green foliage that does not burn in the sun. Prefers moist, well-drained soil. Use as an specimen to liven up a dreary spot in your garden.
	<b>Lower Planter</b>	2	Ilex x meservae 'Mon Nieves'	Sallywag Blue Holly		One of the hardier evergreen hollies, this is a slow growing, dense, compact variety with the traditional shiny and spiny green foliage; doesn't produce fruit, but is used as a pollinator; a great foundation shrub with improved disease resistance
	<b>Lower Planter</b>	7	Liriope spicata 'Variegata'	Creeping Lilyturf		Charming, attractive violet-blue flowers give this plant it's charm! Useful in the landscape as a ground cover, edger or accent plant. Flowers are followed by blue-black berrylike fruits in the fall. Will grow well underneath trees or around shrubs but will not tolerate foot traffic.
	<b>Lower Planter</b>	3+3	Aster ericoides 'Snow Flurries'	White Heath Aster		A very low, dense carpeting groundcover that is smothered with 1/2" single white flowers with gold centers in September. A good strong grower and a totally new look and use for Asters! Makes an excellent container plant.







	<u>Bed Name</u>	<u>Quantity</u>	<u>Latin Name</u>	<u>Common Name</u>	<u>Image</u>	<u>Description</u>
	<b>Lower Planter</b>	5	Salvia farinacea 'Victoria Blue'	Victoria Blue Salvia		Native to Texas and Mexico, mealycup sage is a shrubby, clump-forming, tender perennial that typically grows 1.5-3' tall on erect, branching, square stems. It features two-lipped, violet-blue flowers in axillary and terminal racemes (to 4-8" long) from summer to fall. Drooping, irregularly-serrate, ovate-lanceolate, gray-green leaves (to 3" long). 'Victoria Blue' is a compact, densely-branched cultivar that typically grows to 15-24" tall and features large deep blue flowers from summer to fall.
<b>J.</b>	<b>Small garden by central open area</b>	1	Ilex x meservae 'Castle Spire'	Castle Spire Blue Holly		The Castle Spire Holly is an evergreen Holly. It works well as a hedge or foundation plant. It's also a lovely specimen planting for a front or side yard.
	<b>Small garden by central open area</b>	4	Pennisetum alopecuroides 'Hameln'	Dwarf fountain grass		A fine textured dwarf fountain grass suitable for smaller areas; bright green foliage changes to a golden tan in fall; blooms are large bottle brush like plumes of white that persist until winter; beautiful as an accent or massed in borders or rock garden
	<b>Small garden by central open area</b>	12	Waldstenia fragaroides	Appalachian Barren Strawberry		In springtime, soft yellow flowers adorn this hardy evergreen carpet former. Light green leaves work well as an underplanting to small trees. Waldsteinia Fragarioides is a tough little performer that does well in woodland gardens and on shady banks.
<b>K.</b>	<b>Narrow garden along patio wall</b>	5	Liriope spicata 'Variegata'	Creeping Lilyturf		Charming, attractive violet-blue flowers give this plant it's charm! Useful in the landscape as a ground cover, edger or accent plant. Flowers are followed by blue-black berrylike fruits in the fall. Will grow well underneath trees or around shrubs but will not tolerate foot traffic.
	<b>Narrow garden along patio wall</b>	1	Pinus leucodermis 'Malinik'	Bosnian Pine		Intriguing specimen with unique purple-blue cones when young, maturing to brown. Dense, pyramidal tree makes a fine landscape specimen, accent tree or windbreak. Evergreen.
	<b>Narrow garden along patio wall</b>	1	Acer palmatum dissectum 'Inaba Shidare'	Japanese cutleaf maple		'Inaba-shidare' is a dissected cultivar that typically grows in an upright, rounded but cascading form to 4-6' tall over the first ten years, eventually maturing to 10' tall and to 12' or more wide. It is noted for its lace-like foliage that emerges deep purple in spring, matures to purple-red by summer and finally turns bright red in fall.















	<u>Bed Name</u>	<u>Quantity</u>	<u>Latin Name</u>	<u>Common Name</u>	<u>Image</u>	<u>Description</u>
	Narrow garden along patio wall	1	Camellia japonica 'Silver Waves'			Abundant, large, silvery white, yellow-centered, semi-double blooms contrast the glossy dark green leaves beautifully. An excellent early to mid-season bloomer for milder regions. Use to accent lightly shaded beds, or mass in foundation plantings or to create a flowering evergreen hedge. A wonderful choice for espalier to dress up a drab wall.
	Narrow garden along patio wall	4	Epimedium x versicolor "Sulphurem"	Bicolor Barrenwort		Delicate groundcover with heart-shaped leaves and yellow flowers. Slow growing; prefers some sun and moist soil containing large amounts of organic matter. Most tolerant of drier conditions.
	Center garden, circular	(n)	Ophiopogon japonicas	Mondo grass		A beautiful ornamental grass that completes any well-kept lawn! Mondo Grass multiplies by root separation to extend any garden border. It flourishes in most climates and thrives in sun or shade!
M.	Garden on east perimeter and beyond crescent bench wall	3	Clematis x "Toki"	Clematis cultivar		Clematis Toki has large pure white blooms with a tight bundle of sunny yellow anthers at their center. The large wavy petals curl out at the tips and the centers are straight and thick down to the base of the petal. These fluffy cloud-like flowers will brighten up your garden from late spring to early summer with repeat blooms.
	Garden on east perimeter and beyond crescent bench wall	9	Prunus laurocerasus 'Schipkaensis'	Common cherry laurel		P. laurocerasus is a vigorous, large, spreading evergreen shrub with handsome, glossy dark green leaves to 15cm in length. Small white flowers in erect racemes to 12cm in length are followed by cherry-like glossy red fruits soon turning black
	Garden on east perimeter and beyond crescent bench wall	12	Hakonechloa macra 'All Gold'	All Gold Japanese Forest Grass		A graceful, colorful groundcover for shady areas. Slender stems that hold bright golden yellow foliage create a tiny bamboo-like effect. Excellent color and texture for mixed borders, containers and mass plantings. Naturalizes well; clumps spread gently by rhizomes. An herbaceous perennial.
	Garden on east perimeter and beyond crescent bench wall	3	Rhododendron cultivar	Azalea		Azaleas bloom in spring, their flowers often lasting several weeks. Shade tolerant, they prefer living near or under trees.





	<u>Bed Name</u>	<u>Quantity</u>	<u>Latin Name</u>	<u>Common Name</u>	<u>Image</u>	<u>Description</u>
	Garden on east perimeter and beyond crescent bench wall	3+3	Liriope spicata 'Variegata'	Creeping Lilyturf		Charming, attractive violet-blue flowers give this plant it's charm! Useful in the landscape as a ground cover, edger or accent plant. Flowers are followed by blue-black berrylike fruits in the fall. Will grow well underneath trees or around shrubs but will not tolerate foot traffic.
	Garden on east perimeter and beyond crescent bench wall	5	Helleborus 'Sparkling Diamond'	Lenten rose cultivar		Hand pollinated seed strain of lenten rose from the work of Ernie and Marietta O'Byrne. The 15" tall x 2' wide evergreen clumps are topped, starting in mid-February (NC), with stalks of lovely double white flowers.
	Garden on east perimeter and beyond crescent bench wall	1	Helleborus 'Onyx Odyssey'	Lenten rose cultivar		The full double blooms are intensely purplish-black. Matched with burgundy-rose Kingston Cardinal and pink spotted Phoebe, the trio of double-flowered hellebores will make a stunning show. Glossy foliage, deep green to purplish-black emerge in spring, and keep very attractive through the seasons. Hellebores make excellent ground covers and are deer resistant.
	Garden on east perimeter and beyond crescent bench wall	2	Helleborus 'Red Racer'	Lenten rose cultivar		Giant 3" ruby-red flowers and tremendous vigor set this strain of Hellebores apart from all the rest.
	Garden on east perimeter and beyond crescent bench wall	2	Helleborus x ballardine 'Cinnamon Snow'	Lenten rose cultivar		Large, creamy white flowers blended with rose & cinnamon colored accents on pink buds and as petal reverse rise from late December to early February. Dark green, serrated edged foliage is uniform and compact. Flowers are untraditional from other hellebores, facing upward as opposed to nodding downward. Prefers rich well-drained soils with consistent moisture. Best planted in shady borders.
	Garden on east perimeter and beyond crescent bench wall	1	Helleborus hybrid HGC 'Pink Frost'	Lenten rose hybrid		
	Garden on east perimeter and beyond crescent bench wall	5	Taxus baccata	English Yew		Yews are among the few conifers that produce new growth easily from behind the ends of cut branches; thus, English yew is one of the only conifers regularly trimmed into hedges. All parts of an English yew, except the fleshy aril surrounding the seed, contain alkaloids that are poisonous to humans and several other animals.



	<u>Bed Name</u>	<u>Quantity</u>	<u>Latin Name</u>	<u>Common Name</u>	<u>Image</u>	<u>Description</u>
M.	Garden on east perimeter and beyond crescent bench wall	11	Rhodea japonica #1	Nippon lily		Tropical-looking, oriental native that mimics the appearance of an evergreen hosta. The 1' long x 2" wide, thick, dark green leaves form an upright vase-shaped clump to 2' wide in 10 years. Late in the season, the insignificant flowers produce attractive short stalks of red berries that persist through the winter at the base of the plant. When used en masse, rohdeas are a dynamite evergreen winter interest addition to the deep shade garden.
	Garden on east perimeter and beyond crescent bench wall	1	Cercis Canadensis	Eastern Redbud		Just when winter has reached the point where you can't stand to wear a scarf and gloves again, the Eastern Redbud (Cercis canadensis) bursts into a pink cotton candy ball of blossoms.
	Garden on east perimeter and beyond crescent bench wall	1	Cornus Florida var. rubra 'Cherokee Brave'	Flowering dogwood		Pink Flowers. Easily grown in average, medium moisture, well-drained soils in full sun to part shade. Prefers moist, organically rich, acidic soils in part shade. Benefits from a 2-4" mulch which will help keep roots cool and moist in summer. CHEROKEE BRAVE reportedly has better drought resistance than most flowering dogwood cultivars available in commerce.
	Garden on east perimeter and beyond crescent bench wall	1	Cornus Florida - native	Flowering dogwood		White flowers
	Garden on east perimeter and beyond crescent bench wall	1	Other tree ID	common name		
	Garden on east perimeter and beyond crescent bench wall	3	Hellaborus cultivar?	Lenten rose cultivar		
	Garden on east perimeter and beyond crescent bench wall	5	Nandina domestica 'Compacta'	Heavenly Bamboo (below plaque)		The bright green stems and branching habit of the Nandina earned it the name <i>Heavenly Bamboo</i> , however it does not belong in the same plant family. Native to China and Japan, Nandina is a semi-evergreen plant species with several cultivars that allow it to fill several roles in the landscape. 'Compacta' is a cultivar that only reaches 4 feet in height, making it more manageable in smaller landscapes.

	<u>Bed Name</u>	<u>Quantity</u>	<u>Latin Name</u>	<u>Common Name</u>	<u>Image</u>	<u>Description</u>
N.	Between water course/ditch and external face of garden wall	5	Deutzia gracilis 'Nikko'	Slender Deutzia		Slender deutzia is a dense, rounded, deciduous shrub with slender, broadly spreading to arching stems. It typically grows 2-4' tall and as wide. Tiny, fragrant, bell-shaped, white flowers (to 3/4") appear in spring in numerous loose racemes (to 3" long) which cover the shrub for about two weeks.
	Between water course/ditch and external face of garden wall	1+	Fothergilla gardinii 'Mt. Airy'	Dwarf Fothergilla		Honey-scented white blooms in spring, lush foliage in summer, and brilliant fall color!
	Between water course/ditch and external face of garden wall	8	Pennistetum alopecuroides 'Hamein'	Dwarf fountain grass		A fine textured dwarf fountain grass suitable for smaller areas; bright green foliage changes to a golden tan in fall; blooms are large bottle brush like plumes of white that persist until winter; beautiful as an accent or massed in borders or rock garden
	Between water course/ditch and external face of garden wall	3	Ilex x meservae 'Castle Spire'	Castle Spire Blue Holly		The Castle Spire Holly is an evergreen Holly. It works well as a hedge or foundation plant. It's also a lovely specimen planting for a front or side yard.
	Between water course/ditch and external face of garden wall	120	Ophicpogon japonica	Dwarf Mondo Grass		Gardeners love Mondo Grass for reliable texture, color and structure in rock gardens, between between pavers or stepping stones, in seashore plantings and as borders and edging for beds and walkways, around shaded pools and even garden statues because it requires no mowing and offers elegance, structure and definition to any area. Where runoff is a problem, its dense mat of roots is exceptional at holding the ground up, preventing erosion.
	Between water course/ditch and external face of garden wall	19	Ophiopogon japonicas 'Nana'	Nana Mondo Grass		At 3", this dwarf variety of Mondo Grass has very dark green, grass-like foliage. A dependable performer if given the shady moisture-retentive soil it likes, 'Nana' will serve as a low maintenance lawn substitute. The thick mat of roots will collect run-off when planted up against structures. Spreading slow to moderate, it is also an excellent choice for planting between stepping stones.

	<u>Bed Name</u>	<u>Quantity</u>	<u>Latin Name</u>	<u>Common Name</u>	<u>Image</u>	<u>Description</u>
	Between water course/ditch and external face of garden wall	1	Osmanthus heterophyllus 'Goshiki'	Variegated false cypress		Goshiki translates from Japanese as "five colors". Its new leaves emerge red and quickly turn green. The green leaves are daubed with spots of creamy white, gray-green, and yellow-green. This lovely evergreen selection makes a great accent or hedge.
	Between water course/ditch and external face of garden wall	5	Buxus sempervirens 'Dee Runk'	Columnar boxwood		An excellent upright cultivar, grown for both for its form and its ability to thrive in a variety of site conditions. Slightly narrower but very similar to 'Fastigiata'. Excellent choice for narrow hedges.
	Between water course/ditch and external face of garden wall	3	Mahonia aquifolium 'Bealei'	Leatherleaf holly		The shade tolerant leatherleaf mahonia is a popular shrub in the southern US and similar climates, producing dense clusters of very fragrant, golden yellow flowers. These showy blossoms stand above its evergreen foliage in late winter or early spring when few other plants are blooming.
	Between water course/ditch and external face of garden wall	4	Buxus sempervirens 'Dee Runk'	Columnar boxwood		An excellent upright cultivar, grown for both for its form and its ability to thrive in a variety of site conditions. Slightly narrower but very similar to 'Fastigiata'. Excellent choice for narrow hedges.
	Between water course/ditch and external face of garden wall	13	Juniperus procumbens "Daub's frosted"	Rug juniper Daub's frosted		Golden yellow, frosted foliage tips create a striking contrast to the pendulous, blue-green, mature foliage. An excellent low-growing conifer that will brighten the landscape in mass plantings and provides excellent evergreen groundcover for hot, dry banks with poor soil.
	Between water course/ditch and external face of garden wall	11	Pennisetum alopecuroides 'Hamein'	Dwarf fountain grass		A fine textured dwarf fountain grass suitable for smaller areas; bright green foliage changes to a golden tan in fall; blooms are large bottle brush like plumes of white that persist until winter; beautiful as an accent or massed in borders or rock garden
	Between water course/ditch and external face of garden wall	3	Ilex x meserva 'Castle Spire'	Castle Spire Blue Holly		The Castle Spire Holly is an evergreen Holly. It works well as a hedge or foundation plant. It's also a lovely specimen planting for a front or side yard.

	<u>Bed Name</u>	<u>Quantity</u>	<u>Latin Name</u>	<u>Common Name</u>	<u>Image</u>	<u>Description</u>
	Between water course/ditch and external face of garden wall	5	Ophiopogon japonicas 'Nana'	Nana Mondo Grass		At 3", this dwarf variety of Mondo Grass has very dark green, grass-like foliage. A dependable performer if given the shady moisture-retentive soil it likes, 'Nana' will serve as a low maintenance lawn substitute. The thick mat of roots will collect run-off when planted up against structures. Spreading slow to moderate, it is also an excellent choice for planting between stepping stones.
N.	Between water course/ditch and external face of garden wall	1	Osmanthus heterophyllus 'Goshiki'	Variegated false holly		Goshiki translates from Japanese as "five colors". Its new leaves emerge red and quickly turn green. The green leaves are daubed with spots of creamy white, gray-green, and yellow-green. This lovely evergreen selection makes a great accent or hedge.
	Between water course/ditch and external face of garden wall	3	Cephalotaxus harringtonia 'Fastigata'	Japanese Plum Yew		Best grown in moist, sandy, well-drained soils in shady areas of the landscape. Tolerates shady conditions better than most needled evergreens. Tolerates full sun in cool summers, but prefers part shade conditions in areas with hot summers. Plants have good heat tolerance. Established plants tolerate some drought.
	Between water course/ditch and external face of garden wall	1	Ilex opaca 'Satyr Hill'	American holly var.		A beautiful holly, 'Satyr Hill' makes a wonderful landscape plant suitable for use as a striking specimen or grouped with other material at the back of a mixed border or in the center of an island bed. It also looks well as an under story plant in naturalistic or woodland settings. As with other American hollies, it is suitable for use in hedges or screening plantings.
	Between water course/ditch and external face of garden wall	3	Juniperus procumbens "Daub's frosted"	Rug juniper Daub's frosted		Golden yellow, frosted foliage tips create a striking contrast to the pendulous, blue-green, mature foliage. An excellent low-growing conifer that will brighten the landscape in mass plantings and provides excellent evergreen groundcover for hot, dry banks with poor soil.

	<u>Bed Name</u>	<u>Quantity</u>	<u>Latin Name</u>	<u>Common Name</u>	<u>Image</u>	<u>Description</u>
	Between water course/ditch and external face of garden wall	1	Osmanthus heterophyllus 'Goshiki'	Goshiki False Holly		Evergreen shrub with cream, pink, orange, yellow, and white variegated holly-like foliage. True to its name, 'Goshiki' means 'five-colored' in Japanese. This tough, sturdy shrub will brighten up any yard, create a vibrant, informal hedge, or look great in a container. Plants will stay more compact in full sun conditions. Growth Rate slow
	Between water course/ditch and external face of garden wall	5	Pennisetum alopecuroides 'Hamein'	Dwarf fountain grass		A fine textured dwarf fountain grass suitable for smaller areas; bright green foliage changes to a golden tan in fall; blooms are large bottle brush like plumes of white that persist until winter; beautiful as an accent or massed in borders or rock garden
	Between water course/ditch and external face of garden wall	3	Ilex x meserva 'Castle Spire'	Castle Spire Blue Holly		The Castle Spire Holly is an evergreen Holly. It works well as a hedge or foundation plant. It's also a lovely specimen planting for a front or side yard.
	Between water course/ditch and external face of garden wall	19	Ophiopogon japonicas 'Nana'	Nana Mondo Grass		At 3", this dwarf variety of Mondo Grass has very dark green, grass-like foliage. A dependable performer if given the shady moisture-retentive soil it likes, 'Nana' will serve as a low maintenance lawn substitute. The thick mat of roots will collect run-off when planted up against structures. Spreading slow to moderate, it is also an excellent choice for planting between stepping stones.
	Between water course/ditch and external face of garden wall	12	Shrub mass	?		
	Between water course/ditch and external face of garden wall	n	Tree (dying)	?		

	<u>Bed Name</u>	<u>Quantity</u>	<u>Latin Name</u>	<u>Common Name</u>	<u>Image</u>	<u>Description</u>
	Between water course/ditch and external face of garden wall	1	Juniperus procumbens "Daub's frosted"	Rug juniper Daub's frosted		Golden yellow, frosted foliage tips create a striking contrast to the pendulous, blue-green, mature foliage. An excellent low-growing conifer that will brighten the landscape in mass plantings and provides excellent evergreen groundcover for hot, dry banks with poor soil.
	Between water course/ditch and external face of garden wall	5	Gelsemium sempervirens 'Margarita'	Carolina jasmine		A profuse display of clear yellow trumpet flowers in early summer with semievergreen foliage. <b>Note - this vine is not receiving enough sun and may not succeed.</b>
	East of Curved Wall	3	Ilex x "Red Beauty"	Holly "Red Beauty"	